

i-Sensor H1



Thinner Clearer Smarter

Complete imaging process within 3s Efficient diagnosis and treatment

Stable and reliable AED exposure control technology

Complete digital imaging process within 3s


Eliminating the redundant procedures in using traditional film,
the images can be obtained immediately after photographing.

Get inspection results quickly



25 lp/mm theoretical resolution

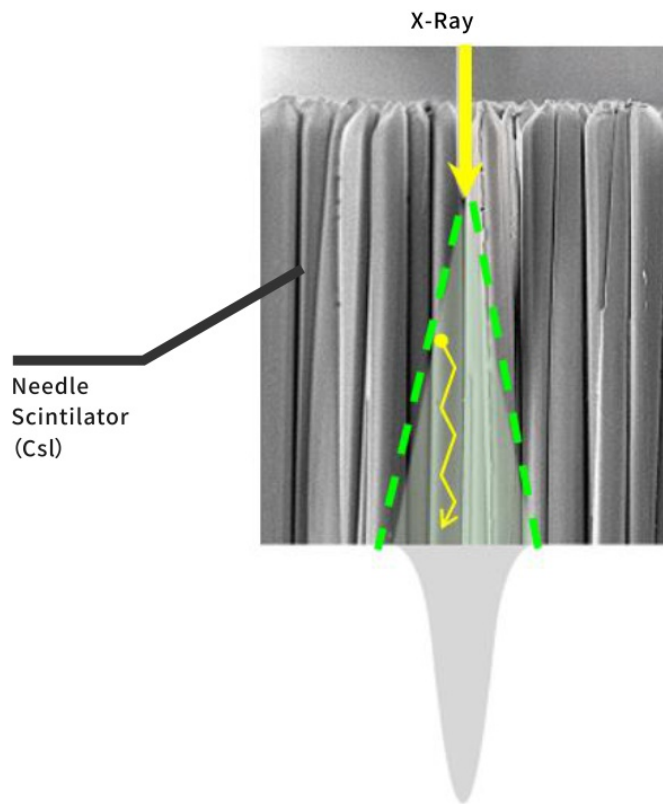
Up to 1.5 million pixels, presenting more detailed high-definition images
Auxiliary weapon for caries detection and endodontic treatment



Application in aerospace field APS CMOS technology

Efficient information access
Detailed image of low noise and high resolution





Adopt direct-deposit Cesium Iodide (CsI) technology

Reduced signal crosstalk, more focused light output, wide adjustment range of exposure time

Low dose enables HD image acquisition, safeguarding your oral health

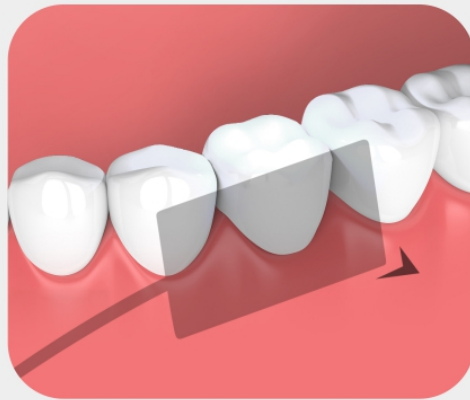
Image cited from "Key Component of Dental CBCT Imaging: Flat Panel Detector" / hamamatsu.com.cn

Ergonomically optimized Cut Corners,
bringing high patient occlusal comfort

4.5mm thinnest sensor



Ergonomically optimized Cut Corners,
bringing high patient occlusal comfort
4.5mm thinnest sensor
allowing easier placement in the mouth



Square Corner



Cut Corner


Withstand the "torture" Withstand "waves"

80000+ bending tests

80000+ bending tests

Durable and reliable

Robust CNC shell with fusion ultrasonic welding technology



Software

Smart sharing
Rich and wonderful vision

i-Sensor H1

Thinner Clearer Smarter

