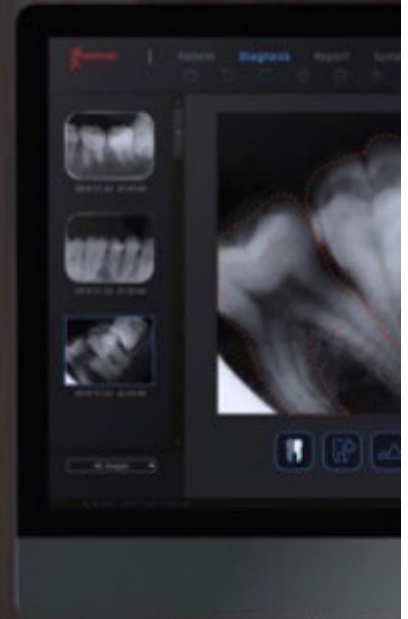




اول دنتال

i-Scan

Wireless Image Plate Scanner



Scan and see

One-click starting, scanning and imaging viewing

Chairside mode eliminates the restraint of computer or internet

Capacitive touch screen enables
accurate and sensitive image
processing and data management



Super screen

7-inch 800*1280 ultra-high resolution

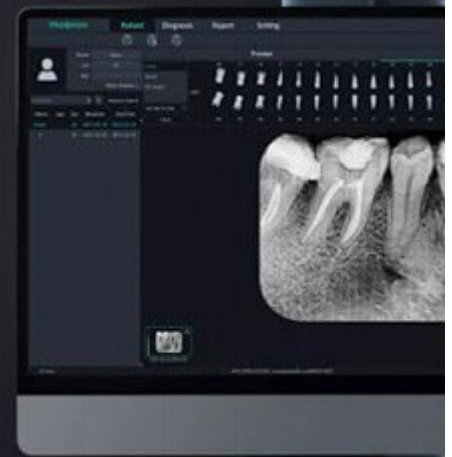
capacitive touch screen

Realize the analysis of images with clear
details on the i-Scan and computer



Powerful processing capability

8-core CPU (containing 4 Arm Cortex-A53s,
1 Arm Cortex-M4F, 1 GPU, 1 VPU, and 1 FPU)
developed with 14nm LPC FinFET advanced process technology,
and FPGA used as a coprocessor,
bring a smoother image processing experience
thanks to more powerful processing capability.
reliable diagnosis basis for dentists.



Ultra-thin and flexible plate

Imported ultra-thin imaging plate can be reused more than 1000 times.

The imaging plate is only 0.4mm in thickness, softer than conventional films.

A total of 4 size (0-3) intraoral imaging plates can be used on i-Scan,
allowing the photographing of various tooth positions.





Powerful algorithm

One-click ultra-clear algorithm

Multi-level structure image algorithm

framework enhances

the details of super-resolution images.

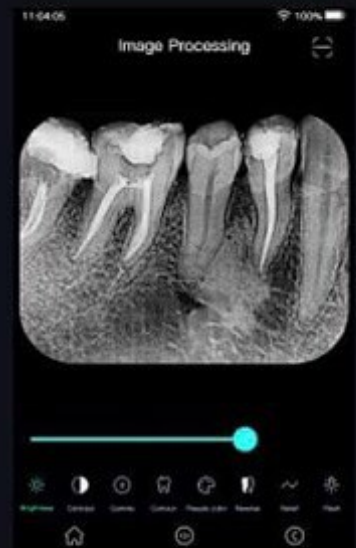
Powerful software

One-click installation, easy operation and all-round function

Professional and accurate image processing

and intelligent image optimization

Support for multiple languages




Ultra-high performance

8-core CPU developed with 14nm advanced LPC FinFET process technology

FPGA used as a coprocessor

Over 100 million data acquired per dental film

Bring a smoother image processing experience



Easy viewing

Unlimited terminal viewing (mobile phones, tablets, i-Scan and computers are supported)

realizes digital mobile diagnosis and treatment,

and makes doctor-patient communication

more convenient.



Flexible and compact

Covering only 0.13 m², the powerful, full-featured and compactly-designed i-Scan can be set up in dental clinics efficiently, easy for direct use beside the chair.

